

M222 DL

LOW COST WEB-TO-WIRELESS
REMOTE MONITOR AND CONTROL SYSTEM

MONITOR & CONTROL EQUIPMENT ANYWHERE FROM THE M2M WEB SITE

Receive Voice or E-Mail messages within seconds

NOW WITH DATA LOGGER CAPABILITIES!

The M222 is a low cost web-to-wireless remote monitor and control system. Its internal wireless modem provides two-way communications to the automated M2M operations center and the www.m2mcomm.com web site. A choice of cellular or satellite based communications provides coverage anywhere in the world.

- CDMA/1X Cellular
- GSM/GPRS Cellular
- Iridium Satellite

The inputs and outputs of the M222 are suitable for a wide range of direct connect monitoring and control applications. A standard M222 monitors up to two digital inputs and two analog inputs, and has two remote control relays. With wireless remote I/O options, the system can monitor up to 8 digital and analog inputs and control up to 8 outputs.

All New! The M222 features automatic control based on local and remote switches and sensors – in addition to remote web based control.



OPERATION IS VERY SIMPLE:

1. Connect the M222 to the switches, sensors, and voltages to be monitored and to the equipment to be controlled. Select the best configuration options, such as wireless remote I/O points, timer/counters, and automatic local control options. Apply power.
2. The M222 will automatically establish two-way wireless communications to the www.m2mcomm.com web site.
3. Log onto your private secure page on the M2M web site to:
 - View the last reported status of your equipment – switch positions, temperature, pressure, equipment on/off status, number of pumps starts, run time...
 - Send a remote control command or request an up-to-date report from the unit
 - Configure selected alarms or events to trigger an immediate user notification
 - Configure time/date scheduled command sequences

Digital Inputs #1 & 2

The M222 is equipped with two on-board digital status inputs. Both are protected with surge suppression circuitry per ANSI C37.90.1-2002 to minimize the effect of external transient voltages. In the standard product configuration, the inputs can be configured to report (or not report) all state changes.



The standard product is configured to monitor dry contact inputs. A 12 VDC wetting voltage is supplied to the two common terminal points. No external voltage is required.

The digital inputs of the model M202HV can directly monitor the presence or absence of 120, 240, and 480 VAC. This model is ideal for use in industrial load shedding (demand side management) applications.

The M222 can report the state of all inputs when any input changes state in either direction (open-closed or closed-open) for longer than the programmable trigger time. The trigger time of each input is set by the user through a local programming utility and can be varied from a minimum of 1 second to a maximum of 240 seconds. Any change that does not remain stable for the specified trigger time will be ignored.

Counter / Timer Options

The digital inputs can also be individually configured as counter / timers. There are two counter reporting options:

1. Report the counts since the last report -- plus the time the input was closed. This is useful for time scheduled reports such as "The pump turned on 8 times today and ran for 4 hours and 12 minutes."
2. Delta or "Flow Meter" mode – reports the number of counts per minute. The value is updated every minute. In this mode, the timer isn't relevant and is reported as 0.

Counter inputs will count all state changes that are stable for at least 10mS. The timer function tests the input once per second and increments the run-time timer if the input is closed.

Two Analog Inputs

Two analog inputs are configured to monitor 0-10 VDC or 0-20 mA input signals (jumper selectable). Other values can be ordered as factory options.

Two programmable set points and one trigger time can be locally programmed for each input. When the monitored signal crosses a set point for the specified trigger timer, a range change report may be sent. The A-D converter has 10-bit resolution, so the analog report sends the measured signal(s) as a number from 0-1023.

M222 DL

At the M2M web server, offsets, scalars and lookup tables are available to convert the raw numbers into meaningful values such as temperature, tank level, pressure, etc. These flexible conversion options allow the system to monitor and accurately interpret many types of sensors. The analog report also includes the present range (such as low, medium, high) of the monitored signal.

Analog inputs are protected with surge suppression circuitry per ANSI C37.90.1

Data Logging

The standard M222 reports the currently measured values. The M222 Data Logger function adds the ability to also collect, save, and display historical data.

At one minute intervals, the system reads and saves the on/off state of all monitored equipment, plus the measured value of each sensor value.

If any of the four digital inputs are configured as counters, then the accumulated counts will be reported.

The one-minute analog readings are also averaged inside the M222 and saved as 15, 30, and 60 minute averages. This allows the user to request 15, 30 or 60 minute averaged readings, or to request the original one minute readings when desired.

The M222 stores up to four days of one minute data samples, as well as the 15, 30, and 60 minute averages.

The amount of data that can be sent to the NOC in a single report is based on whether a cellular or satellite modem being used:

Report Resolution	Cellular	Satellite
1 minute	60 minutes	30 minutes
15 minutes	12 hours	6 hours
30 minutes	24 hours	12 hours
60 minutes	48 hours	24 hours

The user can:

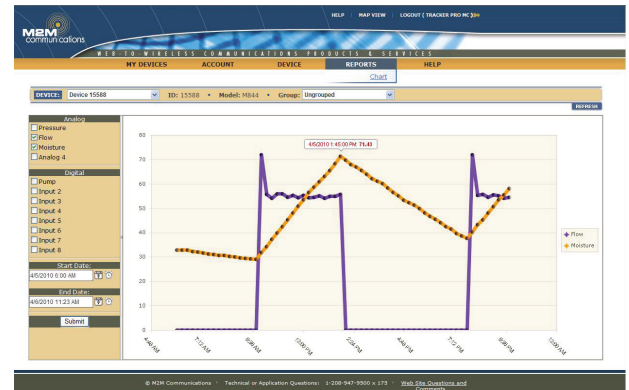
- Request data reports from a specific starting date and time.
- Schedule a periodic report request from the web site in intervals of 1, 15, 30, or 60 minutes.
- Request reports for only the specific sensors that are being used.

At the secure M2M Web Site

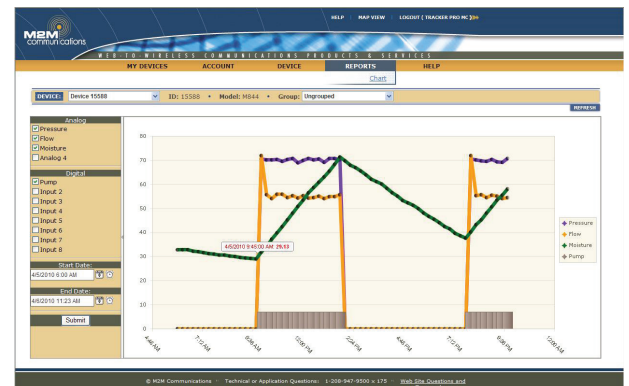
Reported data is stored permanently (or until deleted) at the M2M web site. The data can be displayed in tables or graphically by the desired date range and can be labeled appropriately.



In the following example, the flow rate is overlaid upon a simple soil moisture reading:



In the following example, water pressure and the pump on/off status is added to the flow and moisture graphs. Any monitored sensors can be displayed over a selected time period:



Remote Control Outputs #1 & 2

Two on-board Form C mechanical relays have the capability to switch up to 8 Amps at up to 250 VAC (or 8 Amps at up to 30 VDC).

Remote control commands from the web server can set either output relay to a continuing state of closed (on) or open (off), or can initiate a temporary open or closed condition. The length of the temporarily controlled output changes can be selected from the web site in increments of 1 to 9999 seconds, or 1 to 9999 minutes (over 6 days).

Time scheduled or "as-needed" commands from the web server can control any of the output relays at a variety of user defined times and frequencies.

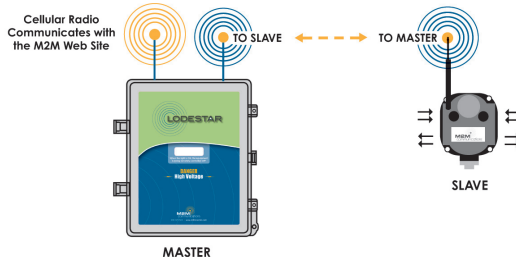
Optional - Wireless Remote Inputs & Outputs (RIO)

Up to six wireless RIO slave units can be assigned to each M222 RIO master. A RIO slave is the same product as the standard M222 except that it has no cellular modem and it reports to the web site through the M222 master device. Each slave also has up to 2 on-board digital inputs, 2 analog inputs and 2 relay outputs. The remote slave inputs and outputs operate the same as the M222 master's on-board inputs and outputs.

The maximum system configuration is 8 digital inputs, 8 analog inputs, and 8 outputs. These I/O points can be distributed among the master unit and up to 6 slaves.

M222 DL

An Example Configuration with one RIO Master and one Slave:

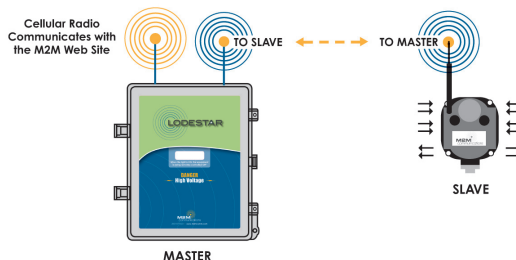


Automatic Output Controls

All (eight) outputs can be individually configured as:
(1) Remotely controlled from the M2M web site or
(2) Automatic

In the remote control configuration, any output relay can be closed (turned on) or opened (turned off), either permanently or for a specified period of time, from 1-9999 seconds or 1-9999 minutes. In the automatic mode, each output relay can be locally controlled based on the state of monitored switches and/or sensors. More specifically, the outputs can be configured to "follow" any of 8 analog or digital inputs. This control option can be changed from the web site at any time. For example, any output may normally be controlled based on local conditions, but can be individually overridden at any time by a command from the web site. Each output can be locally controlled based on any user-assigned analog or digital input.

The following diagram is an example:



Following a digital input:

If the corresponding input is closed (on), then the control relay will be energized. The normally open (NO) point will be closed and the normally closed (NC) point will be opened. If the corresponding input is open (off), then the control relay will be de-energized.

Following an analog input:

At the local board level, each analog input is measured as a value from 0-1023. Two setpoints can be entered for each analog input. These setpoints are used to categorize the measured value into one of three ranges: 0, 1, or 2. When a measured analog value crosses a setpoint and stays there for longer than the specified trigger time, then the range will change.

Outputs can be controlled when a measured value changes to range 0 or 2. For example, if a greenhouse temperature exceeds 80 degrees, a fan could be turned on. If the temperature drops below 70 degrees, the fan can be turned off. If a water tank level (or pressure) becomes low, the pump can be turned on. When the water level becomes high, the pump can be turned off.

Remotely Monitored - Or Not

The standard system includes a RIO master device with a connection to the M2M web site via the cellular modem. If no remote monitoring or control is desired, then a system of "slave" units can still operate as a stand-alone system.

Long Distance Machine to Machine Controls

The RIO automated controls are ideal for systems in which the system components are in line-of-sight and in range of the RF radios. If the devices to be controlled are out of range, then the M2M NOC can be used to forward commands from one unit to another - anywhere in the world.

Control commands can be sent to any M2M unit based on input conditions reported by another unit.

Integrated Power Supply & Battery Backup - for Power Outage Reporting

The standard M222 operates from 120, 240, or 480 VAC. The circuit board includes an on-board voltage regulator that can be used to continually charge a small (1.2 Amp Hr) 12 VDC battery while AC power is present.

If the AC power is lost for more than one minute, the unit will report the power outage. When power is restored, a Power On call will be made. This is the only use of the backup battery.

DC powered units are also available as a factory option. A 15 VDC supply is required if the backup battery is to be used. Otherwise, 12 VDC can be used. A special low power mode can be enabled to further reduce the unit's power consumption. In this mode, the radio is powered down except when a report is being transmitted. This is useful for solar powered applications where no controls or reports-on-demand are needed.

External Voltage Supply

As a convenient power source for low powered sensors, the M222 provides a jumper selectable 5 VDC or 12 VDC output. The current draw should be limited to 50 mA.

Reporting Options

Reports are triggered for three reasons: (1) a specified alarm condition occurs such as a digital input change or analog range change, (2) a time scheduled report is due, or (3) a report is requested from the web site.

The status of the connected inputs and outputs are reported along with a variety of system configuration information. Reports can be time scheduled at a programmable frequency, from once every hour to once every 240 hours (10 days).

The reports can be requested at any time from the web site.

M222 DL

Daily Transmission Limits

To reduce the number of transmissions that might result from over-active inputs or power cycling conditions, the number of event-based calls per "24 hours of operation" can be limited. User requested status calls will continue to be placed even after this limit has been reached. The daily limit can be set from 1 to 150. A test/demo mode allows unlimited daily calls.

Multiple Communication Options

A choice of cellular and satellite based communications provides coverage anywhere in the world.

CDMA/1X Cellular is used in North America by carriers such as Verizon and Sprint. GSM/GPRS Cellular is used by carriers such as AT&T and T-Mobile. It is the most common cellular technology in most other parts of the world.

For remote areas where there is no cellular coverage, the M222 uses the Iridium satellite network.

Easy Installation and Test

A pushbutton switch initiates a test in which LEDs are used to indicate the signal strength being received by the radio. This is used to facilitate installation, antenna selection and orientation, and troubleshooting.

In addition, informative status messages and test functions can be displayed to a PC or Palm terminal program to help understand what the system is doing and to aid in troubleshooting.

WWW.M2MCOMM.COM

At the M2M Communications Network Operations Center, incoming data is validated and processed for distribution to the end user. In addition, configuration and control information can be sent from the M2M web site to the field module.

The central web server records and displays all incoming status messages and depending on the customer's instructions can notify the customer of the event via e-mail or telephone (using a text-to-speech voice message), and/or pass the data to the customer's designated e-mail or IP address.

After entering a unique user ID and password:

- Both current and historical data can be viewed for all units. Displays can be personalized with informative labels and units.
- Data exporting options can be defined.
- Remote control commands, reporting options and user notification messages can be created and maintained.
- Time scheduled reports and commands can be defined.
- Current status reports can be requested.
- Time/date scheduled command sequences can be set up.



M2M customers can also dial in to the toll-free number of the automated M2M Network Operations Center to hear a spoken status report of their monitored equipment or facility from any telephone in North America. The text-to-speech based status message may be as complex as a listing of all monitored inputs and outputs or it may be as simple as "the pump is off". Remote control commands can also be entered directly from the telephone.

User Notifications

Digital input changes and analog range changes can be used to trigger notifications to a list of contact people. Notifications include telephone based voice (text-to-speech), emails, and/or text messages. The call-out lists, messages, and triggers are fully definable by the user.

Hardware Specifications

Antennas

The standard cellular antenna is mounted inside the enclosure. External high gain antennas are available for remote locations. Satellite antennas are external and must be mounted with a clear view of the sky.

Environmental

The components are assembled in a weatherproof polycarbonate enclosure with a hinged, gasketed lid. The recommended operating temperature range is -22 to 140 degrees F (-30 to 60 C). The recommended relative humidity range is 5 - 95% non-condensing.

Ordering Information

The standard M2xx product configuration is a single box. It includes 2 digital (dry contact) inputs, 2 analog inputs, and 2 remote control relays in a weatherproof enclosure. It is powered by 120, 240, or 480 VAC, and includes an internal battery and charger for reporting AC power outages. Several reduced I/O count options are available.

- M222 DL – Standard unit -
2 digital inputs, 2 analog inputs, 2 control relays
- M202 DL – 2 digital inputs, 2 control relays
- M200 DL – 2 digital inputs
- M121HV DL – 1 high voltage input (120-480 VAC),
1 control relay

M222 DL

Model M2xx with integrated RIO Master (Remote Input Output Capability)

The M2xx can be ordered with a fully integrated RIO system. In addition to monitoring and controlling directly connected equipment, the M2xx with RIO can wirelessly communicate with up to six local remote input/output slave devices. This is very useful when the equipment is not located in one physical location.

The RIO configuration normally includes one master device and up to 6 slaves. The maximum system configuration is 8 digital inputs, 8 analog inputs, and 8 outputs.

- RIO Master – Includes a cellular or satellite modem
- only one per system
- RIO Slave – No cellular or satellite modem
- up to six per system
- ✓ The RIO Master & Slaves can be ordered as M222, M202, or M200.
- ✓ For a RIO system without remote monitoring & control, order only slave units.

Power Supply Options:

- 15 VDC Powered – Powered by +15VDC.
This option can charge the internal battery
- 12 VDC Powered – Powered by +12VDC.
Can be used when there is no internal battery
- No battery – Removing the internal battery disables power outage reporting

Communication Options –
Select based on your site location. Please call for assistance.

- CDMA / 1X
- GSM / GPRS
- Iridium Satellite

Please call to discuss other options.

